



Brochure

JUKI
HZL-K85

Copyright 2016 © Supra Enterprises Corp.
Wholesale And Retail Sewing Machines Miami FL


Address: 7630NW 25Th St. Unit 3&4 Miami, FL 33122
Phone numbers: Ph: (305)-406-1067 Fax: (305)-406-1068

Easy Operation and Many User- friendly Functions



HZL-K Series

150 Sewing Patterns including 1 Font of Letters



12 Practical Sewing Patterns

8 types of Buttonhole

30 Decorative Stitch Patterns

100 Patterns of Letters and Numbers (1 font)

ABCDEFGHIJKLMNOPQRSTUVWXYZÄÖÜß0123456789
abcdefghijklmnopqrstuvwxyzäöü □□□□! ? □ & /



**Instruction DVD
Included**

A Wide Variety of 150 Stitch Patterns

HZL-K Series

HZL-K85

■ SPECIFICATIONS

Sewing Speed : Max. 750sti/min
Needle : HA×1(130/705H)#9~#16
Dimensions : 415(W)×300(H)×190(D)mm
Weight (machine only) : 7.1kg (15.6LBS)



Hard Case



Foot Controller




Letters and One Point Stitch Patterns



HZL-K85 can sew both letters and numbers. Also you can combine letters and one point stitches as you desire.


Start / Stop Button



-  [Green]
Ready to sew or currently sewing
-  [Red]
Not ready to start
-  [Orange]
In bobbin winding condition


The color of the Start / Stop button indicates the status of the machine.

Size of Stitch Pattern and Needle Position



You can change the size of stitch patterns as well as the needle position. HZL-K series has 15 needle positions.

Two Automatic Lock Stitches



HZL-K series can automatically sew a lock stitch at the beginning and end of sewing. There are two types of lock stitch, reverse stitch and reinforcement stitch.

Buttonhole




HZL-K series sews the buttonhole automatically according to the size of the button.

Needle Threader



The needle threader easily threads the needle and allows you to start sewing quickly.

Thread Tension



Normally, if the dial is set to "Auto", it is suitable for most fabrics.

Easy to Start Sewing Thick Fabrics



Press the black button of presser foot to make the presser foot parallel to the throat plate. This makes easy to start sewing thick fabrics.

Needle Stop Position

Press the button to change up/down position of needle instantly. Also you can change the needle stop position.



LED Light

LED light brightens the needle area for a better material handling. LED light will not heat up even during long operations.



Other Features

- Free Arm
- Drop in Bobbin
- Drop Feed for Free Motion Quilting

Options

- Wide Table
- Smooth Presser Foot
- Even Feed Presser Foot etc.

JUKI®

JUKI CORPORATION

2-11-1, TSURUMAKI, TAMA-SHI, TOKYO
 206-8551, JAPAN
 TEL: (81)42-357-2341
<http://www.juki.co.jp>

JUKI ECO PRODUCTS

The HZL-K series is an eco-friendly product which complies JUKI ECO PRODUCTS standards for protecting the environment.



● The sewing machine complies with the "JUKI Group Green Procurement Guidelines" on the use of hazardous substances, which is stricter than other restrictions, such as those of the RoHS Directive.

For details of JUKI PRODUCTS, refer to:
http://www.juki.co.jp/eco_e/index.html

*The RoHS Directive is an EU Directive limiting the use of 6 hazardous substances (lead, hexavalent chromium, mercury, cadmium, PBB and PBDE) in electrical and electronic equipment. The Juki Green Procurement Guideline is the voluntarily established criteria to eliminate not only the aforementioned six substances, but also other ones which also adversely affect the environment.